



District Report Card: 2017


State: Kerala	District: Thrissur
Class: 3	Subject: Language
Schools: 51	Students: 1160


Participation/Coverage


Students

GENDER 	Boys		Girls	
	Number	%	Number	%
	508	43.79	652	56.21

AREA 	Rural		Urban	
	Number	%	Number	%
	891	76.81	269	23.19

CATEGORY 	SC		ST		OBC		GEN	
	Number	%	Number	%	Number	%	Number	%
	182	15.69	2	0.17	656	56.55	320	27.59

CWSN 	LD	VI	HI	S&LD	ID	Oth
	2	4	2	4	4	2

Management 	Government		Government-aided	
	Number	%	Number	%
	113	9.74	1047	90.26

Average Performance of Students in Language (%)

Overall	Gender		Area		Management		Social Group			
	Male	Female	Rural	Urban	Govt.	Aided	SC	ST	OBC	GEN
74.78	73.53	75.75	74.39	76.06	82.54	73.94	75.20	53.33	76.16	71.83

Performance on Learning Outcomes (LOs)

Learning Outcomes	Description	Average Performance(%)
L304	Reads small texts with comprehension i.e., identifies main ideas, details, sequence and draws conclusions	73.45
L312	Reads printed scripts on the classroom walls: poems, posters, charts etc.	77.43

Range of Performance of Students who Answered Correctly							
Below 30%		30% - 50%		50% - 75%		Above 75%	
Number	%	Number	%	Number	%	Number	%
25	2.16	125	10.78	393	33.88	617	53.19

Lowest Performing Learning Outcomes (LOs)

- 1 - Reads small texts with comprehension i.e., identifies main ideas, details, sequence and draws conclusions (73.45)
- 2 - Reads printed scripts on the classroom walls: poems, posters, charts etc. (77.43)